
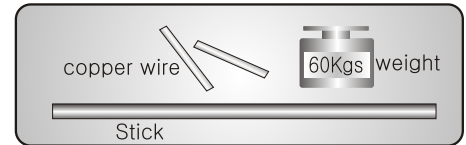


 This setting is for repairing services when error occurred in measured va

How to set weight and height

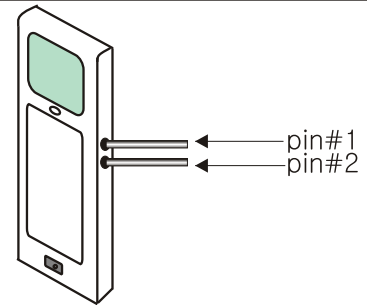
-  Preparations:
1. Two pieces of copper wire (about 5~10cm)
 2. One stick of 176cm long
 3. One weight of 60Kgs.



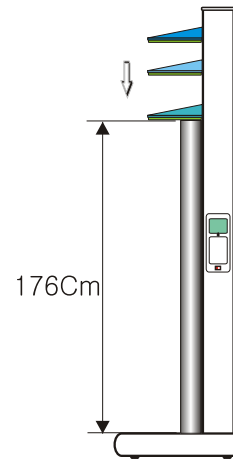
Step 1. Turn off the power.

Step 2. Adjust to make level horizontal by using rubber bolts which is in the bottom.

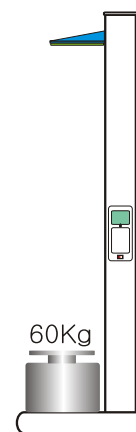
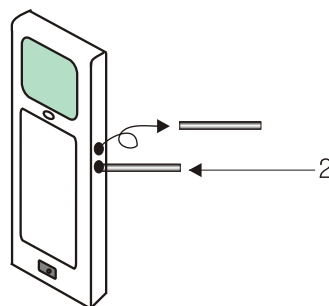
Step 3. Insert pin#1 and pin#2 into two holes which are in side of display panel.



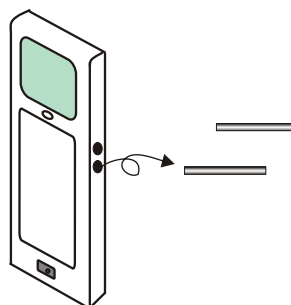
Step 4. Put 176cm long stick on the weighing table to measure height and then turn on the power



Step 5. Take out pin#1 and put a 60kg weight on the weighing table



Step 6. Take out pin#2 and wait until flickering is finished



Step 7. Take out the weight from weighing table and check if it works well.