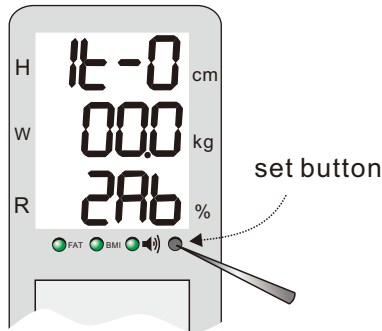


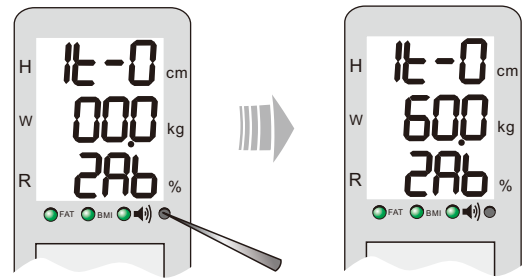
DS-103 / 103M Zero Setting (or initialization)

1. Preparation: 60kg weight x 1pc (or, 20kg x 3pcs, 30kg x 2pcs), 176cm stick x 1pc
2. As height & weight settings are in one procedure, each setting for height or weight cannot be done separately.
3. This setting can be done for inaccuracy of height or weight.

- 1** Turn off the unit. While pushing the set button with a pin, turn on the unit.
(take out the pin after turn on)

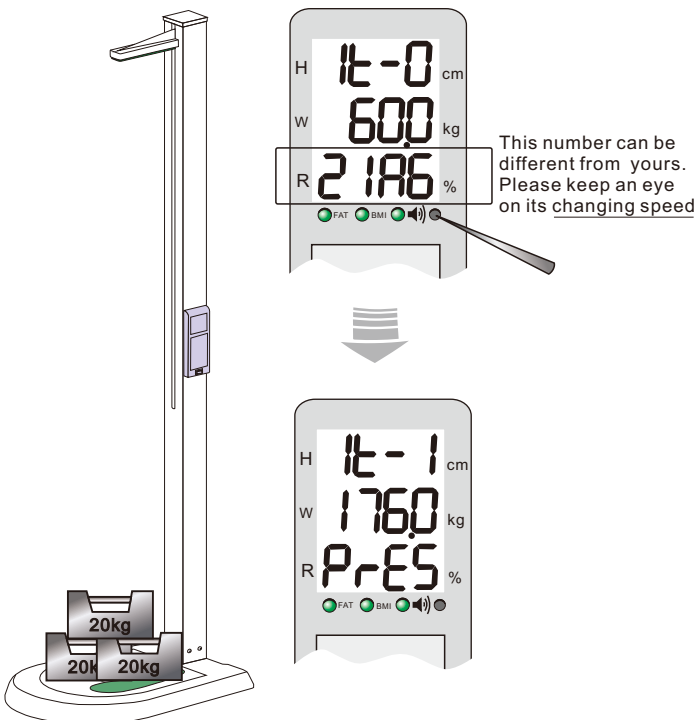


- 2** Push the set button again, then, 00.0 will change to 60.0 in the second line(W).




- 3** Put a 60kg weight on the weighing board.
(or, 20kgx3pcs, 30kgx2pcs)

In the third line (R), numbers are keep changing. When there is slow or no changing, push the set button.



- 4** Remove the weight and put a 176cm stick as in the picture.
Push the set button and the touch bar will touch the top of the stick and go up.



Zero setting is now completed.
Please test with the weight and stick.

